



Hi2450 medium wood insert in timberline brown enamel finish with decorative cast grille.

### FEATURES

- EPA 2020 certified
- Cast iron door with oak handle
- Side mounted air adjustment
- High performance brick-lined firebox
- Clean glass airwash system
- Heat radiating ceramic glass
- Removable flue collar for ease of install

### OPTIONS

- Black or timberline brown enamel finish
- 2 speed blower
- Faceplates in two sizes
- Cast grille
- Power outlet conversion
- Regency stainless steel flex liner kits
- Wrap insulation kits
- Flue connectors

### SPECIFICATIONS

Maximum BTU*	75,000
Typical sq. ft. heated**	1,000 - 2,200
Efficiency (EPA LHV)	72%
Max log size	18"
Burn time	Up to 10 hours
Emissions	1.4 g/h
Firebox size	2.3 cu. ft.
Flue size	6"

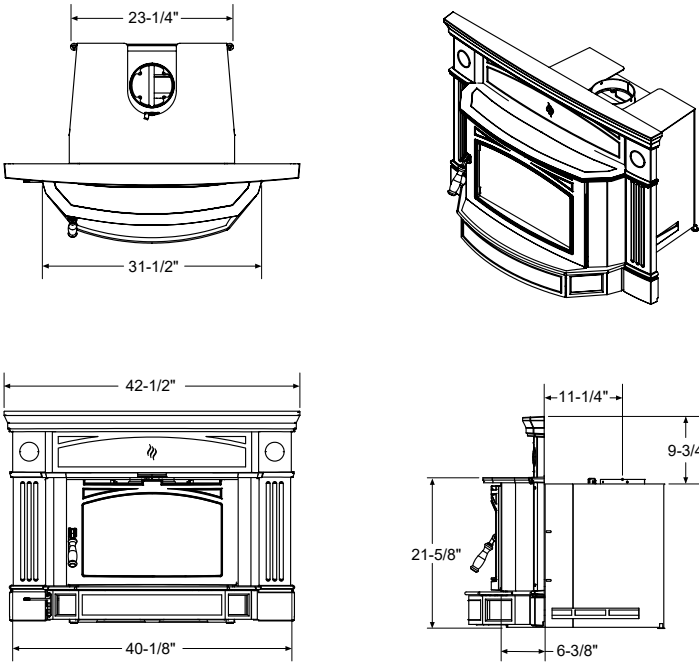
\* Length of burn time and BTU range depend on type of wood, moisture content, climate conditions and installation.

\*\* Varies depending on home floor plan, house layout, heat loss of the house and quality/moisture content of wood.

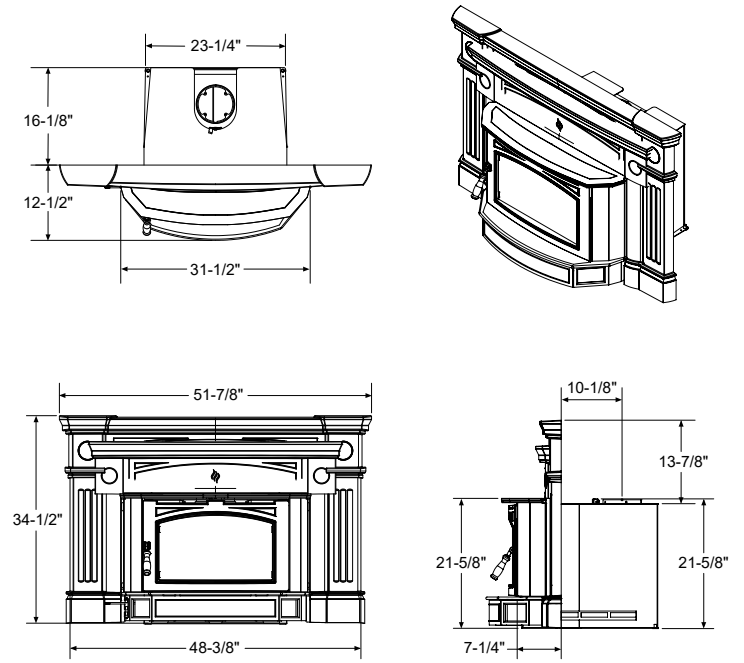


## DIMENSIONS

### Regular Faceplate



### Oversize Faceplate

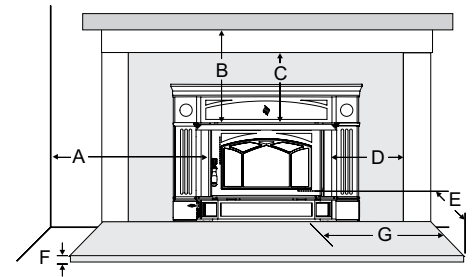


## CLEARANCES

### MASONRY AND FACTORY BUILT FIREPLACE CLEARANCES

The minimum required clearances to combustible materials when installed into a masonry fireplace are:

UNIT	ADJACENT SIDE WALL (TO SIDE)	MANTEL (TO TOP)	TOP FACING (TO TOP)***	SIDE FACING (TO SIDE)***	MIN. HEARTH EXTENSION*	MIN. HEARTH THICKNESS*	MIN HEARTH SIDE EXTENSION**
	A	B	C	D	E	F	G
Hi2450 (regular faceplate)	11"	20"	12"	8"	18" CA/16" US	1/2"	8"
Hi2450 (oversize faceplate)	11"	20"	14"	11"	18" CA/16" US	1/2"	8"



\* Note: If the hearth extension is flush with the floor (item F) it must extend 19.5" in front of the body face (item E).

\*\* Note: Hearth extension width (G) is measured from edge of fuel door to side of hearth.

\*\*\* up to 1-1/2" thick.

For installation, framing and clearances see manuals on our website: [www.regency-fire.com](http://www.regency-fire.com)

NOTE: All product specifications are subject to change without notice.

Before installing refer to the relevant product manual for full and up-to-date information.

[regency-fire.com](http://www.regency-fire.com)